

CUSTOMER: _____

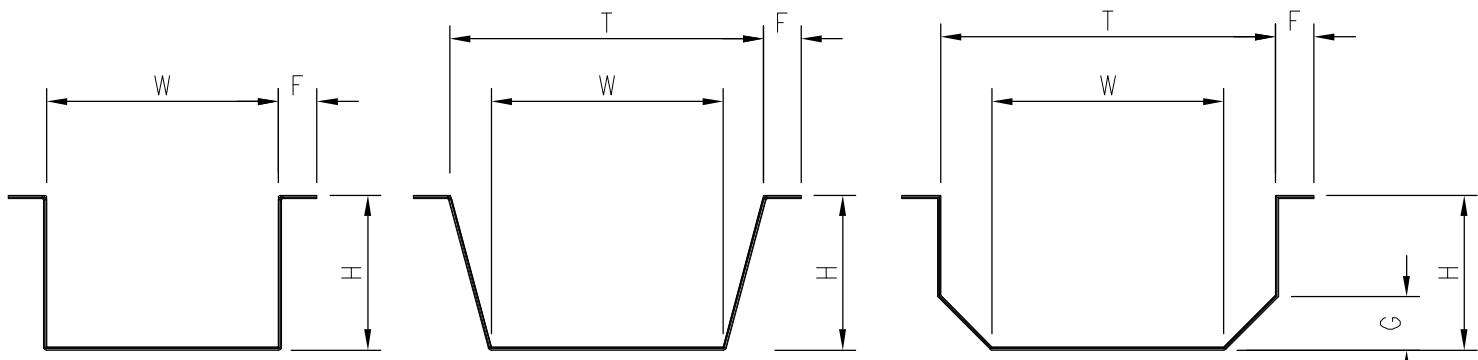
APPLICATION: CHIPPER HOG OTHER _____

CONVEYOR TYPE: BELT
 VIBRATING BALANCED UNBALANCED

AVERAGE BURDEN DEPTH _____ in/mm

FIBREGLASS TROUGH: EXISTING: LENGTH _____ in/mm NEW INSTALLATION

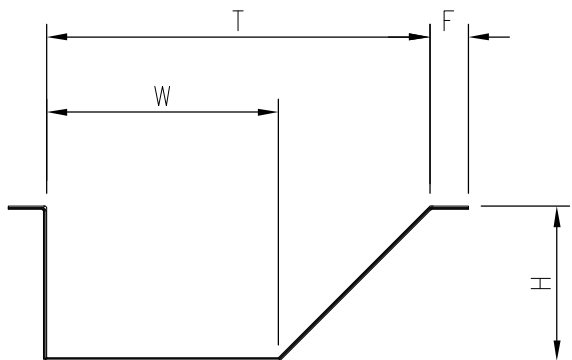
TROUGH SHAPE: "A" "B" "C" "D" "OTHER"



"A"

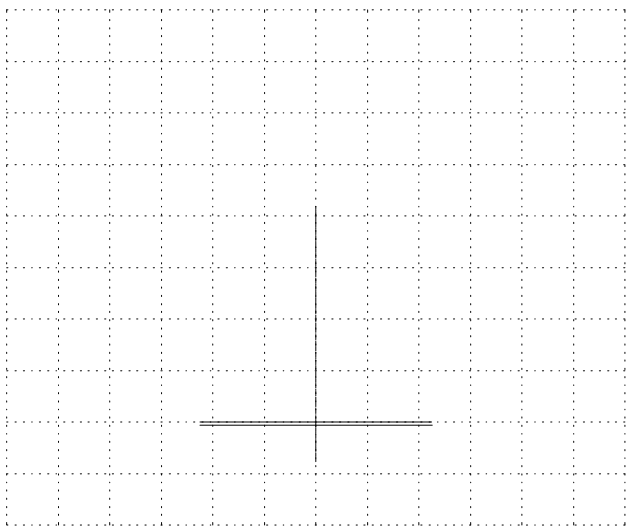
"B"

"C"

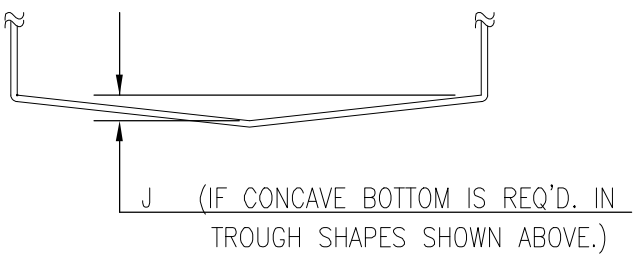


"D"

LOOKING IN DIRECTION OF FLOW
 OPP. HAND REQ'D.




"OTHER"
 (SKETCH OF SHAPE REQ'D.)



MEASUREMENTS: - * ALL DIMENSIONS ARE INSIDE MEASUREMENTS

inches
 mm

W	H	F	T	G	J



FIBREGLASS TROUGHING SPECIFICATIONS

DWG. TTSi-2007